

The image shows a male ultrasound technician in a blue lab coat performing an abdominal scan on a male patient lying on a table. The technician is holding a transducer against the patient's abdomen. A large monitor on a swivel arm displays the ultrasound image. The Siemens logo is in the top left corner. A dark blue banner at the bottom contains the main headline and product name.

SIEMENS

General Imaging

Diagnostic Confidence. Investment Confidence.

ACUSON X700™ Ultrasound System

Sometimes, the most valuable ultrasound feature is the one you can't see. With the ACUSON X700 system, we've engineered a system that offers one of the most critical innovations of all: confidence, in both your diagnoses and your investment.

Built around advanced imaging technologies migrated from our premium systems and offering a broad range of transducers and applications, it's built to run like a champion in any ultrasound environment and offers a new standard of "standard" in imaging performance and workflow efficiencies.

Innovation Migration

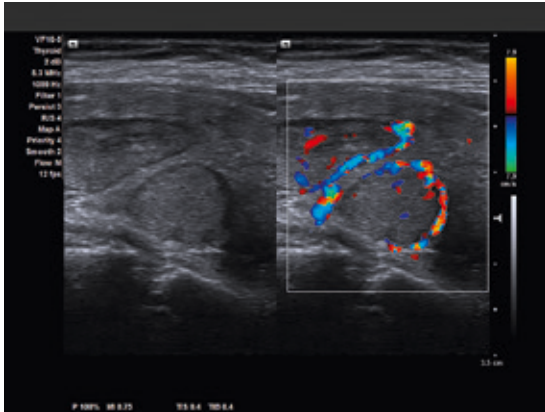
Siemens is an established innovator in ultrasound. With the ACUSON X700 system, we had the luxury of choosing features from some of the most proven, sophisticated imaging systems on the market, and packaging them in a high performance general imaging platform. The ACUSON X700 system was built to be a workhorse. But with advanced hardware and software migrated from our premium platforms, it's a workhorse with thoroughbred DNA.

Engineered Efficiency

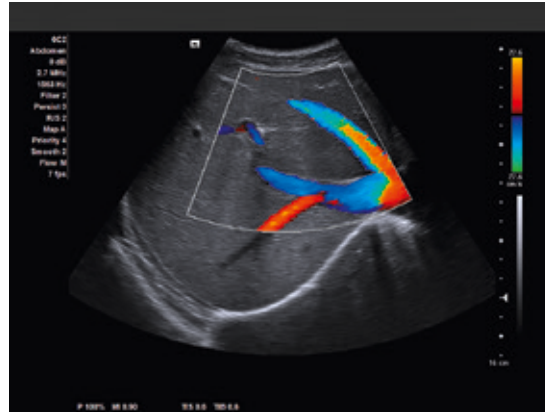
The ACUSON X700 system supports a complete suite of transducers for the most demanding general imaging environments, as well as a full set of quantification tools including technologies such as eSie Touch™ elasticity imaging pioneered by Siemens. But it also provides responsive service, ergonomic design and efficient workflow. That's because we know efficiency, like all critical things, is an innovation that must be engineered.

Freedom to Grow

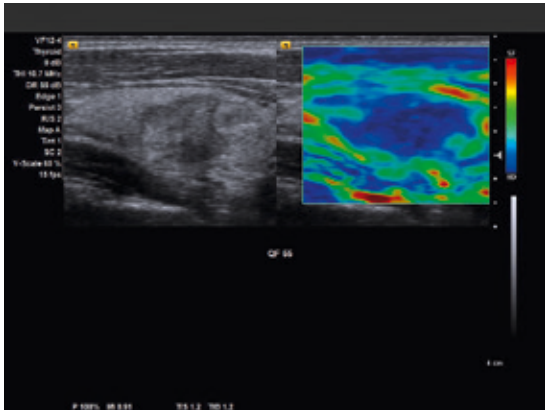
Some purchases can look economical today, but expensive tomorrow. We understand the importance of protecting your ultrasound investments. That's why we've designed the ACUSON X700 system to be upgradeable, so you're investing in a solution that can help you adapt to changing needs, and changing technology.



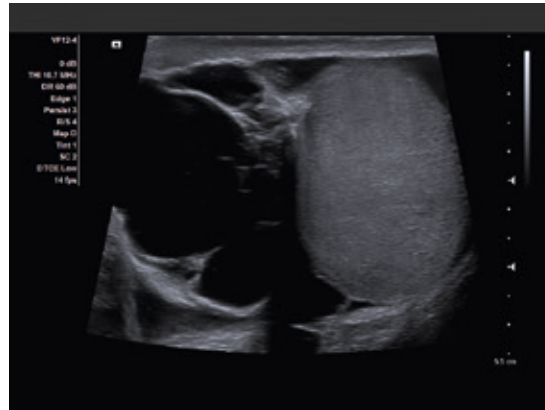
Left:
High-resolution
Color Doppler
of solid thyroid
nodules



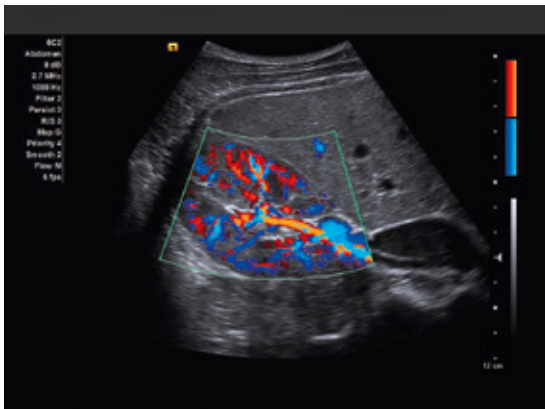
Right:
Color Doppler
of hepatic veins



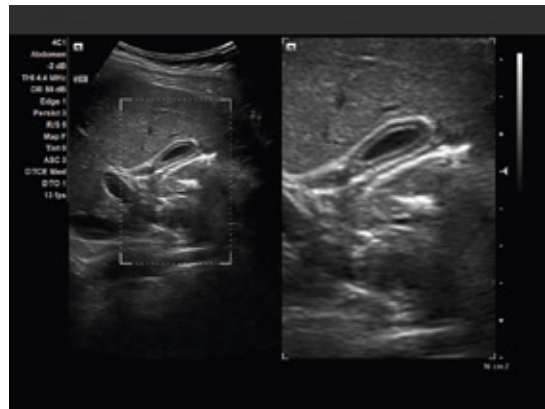
Left:
eSie Touch™
elasticity imaging
of solid thyroid
nodule



Right:
Expanded field-of-
view of testicular
hydrocele



Left:
Color Doppler
of renal vessels



Right:
Dual HD Zoom
of contracted
gallbladder

ACUSON X700 is a trademark of Siemens Medical Solutions USA, Inc.

Siemens Healthcare Headquarters
Siemens Healthcare GmbH
Henkestraße 127
91052 Erlangen
Germany
Phone: +49 9131 84-0
siemens.com/healthcare

Legal Manufacturer
Siemens Medical Solutions USA, Inc.
Ultrasound
685 E. Middlefield Road
Mountain View, CA 94043
USA
Phone: 1-888-826-9702
siemens.com/ultrasound

CC US 2710 1115 online | © Siemens Medical Solutions USA, Inc., 2015